

BBE DIGITAL/ e-LEARNING DAY

Choose at least **SIX boxes** to complete (more if you'd like!). Have an adult initial each box you have completed. Turn in all completed work, along with this sheet, to your teacher when you return to school.

Name: _____

E-Learning Day 1 First Grade Choice Board

J	A	G	S
<p>Read 2 of your RECENT decodable readers that we have sent home.</p>	<p>Play the Stocking Subtraction game.</p>	<p>Make a list of words with the th digraph in it. Bonus: Illustrate your word list.</p>	<p>Play the Blustery Blends game. Which row of blends did you fill first?</p>
<p>Set a timer for 2 minutes and write down as many addition facts as you can before the timer goes off.</p>	<p>Count coins from your piggy bank. Grab a handful of dimes, nickels, and pennies. Count the total. Can you make the same amount using fewer coins? How many times can you do it?</p>	<p>Identify feelings Can you show me what a surprised face and body look like? Draw it. Do the same with a disgusted face and body. Draw it.</p>	<p>Find a chore to complete to help your family. (taking care of a pet, cleaning a room, folding laundry, setting the table, etc.)</p>
<p>Make a list of words with the ch digraph in it. Bonus: Illustrate your word list.</p>	<p>Make a math problem and draw a picture to go with it.</p>	<p>Write your numbers counting by 1s, but starting with the number 75. How far can you go independently?</p>	<p>Make a list of words with the sh digraph in it. Bonus: Illustrate your word list.</p>
<p>Play your favorite board or card game.</p>	<p>Write a story about your favorite thing to do outside when it is snowing. Include at least 3 sentences. Don't forget capital letters and punctuation!</p>	<p>Play the wintery words game.</p>	<p>Write your numbers counting backwards from 50. Bonus: Time yourself! How quickly can you do it?</p>

Blustery Blends

Take turns using a paperclip to spin. Each player will write a word that starts with the blend in the correct column.

The first person to fill in all columns is the winner.



bl

cl

dr

gr

sl





Blustery Blends

bl

cl

gr

sl

dr

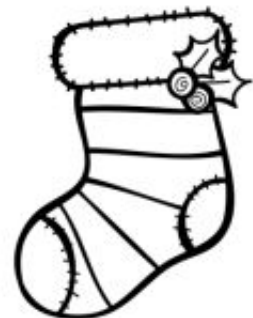
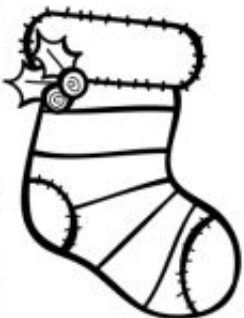
bl	cl	gr	sl	dr

STOCKING SUBTRACTION



Players will put their game pieces on 100. They will take turns rolling their die and moving according to the chart below. The first player to reach 1 is the WINNER!

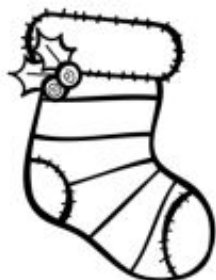
Roll a 1	Subtract 10
Roll a 2	Subtract 20
Roll a 3	Subtract 3
Roll a 4	Subtract 4
Roll a 5	Subtract 5
Roll a 6	Lose a Turn



STOCKING SUBTRACTION



1	2	3	4	5	6	7	8	9	10
11	12	13	14	15	16	17	18	19	20
21	22	23	24	25	26	27	28	29	30
31	32	33	34	35	36	37	38	39	40
41	42	43	44	45	46	47	48	49	50
51	52	53	54	55	56	57	58	59	60
61	62	63	64	65	66	67	68	69	70
71	72	73	74	75	76	77	78	79	80
81	82	83	84	85	86	87	88	89	90
91	92	93	94	95	96	97	98	99	100








Wintery Words

Players will take turns rolling the die and moving to the next word in that category.

1 or 2 = noun

3 or 4 = verb

5 or 6 = adjective

coat	bird	eat	sing	desk		Start
little		Finish		hard		man
silly		white		lamp		lion
read		glue		hand		jump
cat		bag		sleep		red
smile		grab		draw		blue
walk		hot	nice	book		dog
black						soft
big	hop	skip	pig	cake	play	run

BBE DIGITAL/ e-LEARNING DAY

Choose at least **SIX boxes** to complete (more if you'd like!). Have an adult initial each box you have completed. Turn in all completed work, along with this sheet, to your teacher when you return to school.

Name: _____

E-Learning Day 2 First Grade Choice Board

J	A	G	S
<p>Read 2 of your RECENT decodable readers that we have sent home.</p>	<p>Help your child think of something kind to say to someone else at home (or someone your child can easily call on the phone) as a way to show "compassion." Use this template as a guide. I can show compassion to... I will say... After I showed compassion, I think this person felt...</p>	<p>Play a card game. (Top it, garbage, speed, etc.)</p>	<p>Help your child to think of a time when he or she has a strong feeling and what he or she needs to do to calm down. Fill in your child's responses in the blanks below. I get a strong feeling and need to calm down when: Stop! I am feeling... Practice belly breathing. Positive things I could say to myself:</p>
<p>Write down every member of your family's birthday in 3 ways. (Ex. January 26, 2010, 01/26/10, 01-26-10)</p>	<p>Look at an analog clock at least 5 times during the day and write the time. (to the nearest hour or half hour)</p>	<p>Read a book that you have at home. (It can be a decodable book). Use the pictures to decide how the characters are feeling. What about the pictures helps you. Do their feelings change throughout the story?</p>	<p>Write the steps for building a snowman using the attached sheet.</p>
<p>Complete the R controlled vowel worksheet.</p>	<p>Draw a picture of your favorite thing to do on a snow day. Write two sentences about your picture.</p>	<p>Practice long vowels using the quiet as snow sheet.</p>	<p>Analyze the graph using the fishing with friends sheet.</p>
<p>Write your numbers counting by 2's to 100.</p>	<p>Write your numbers counting by 5's to 200.</p>	<p>Write down the ages of everyone in your family. Then figure out what is one more, one less, 10 more, and 10 less than each of their ages.</p>	<p>Practice ABC order using the attached sheet.</p>

R-Controlled Vowels



Look at the pictures and say the word.
Color the r-controlled vowel pictures using the code.

Code
ar

er

ir

or





ur


Name _____

Fishing with Friends



Use the graph to answer the questions below.

Fish Caught by Friends	
Tacky	
Hoppy	
Jumpy	
Slider	

1. How many fish did Jumpy catch? _____
2. Who caught 5 fish? _____
3. How many fish did Jumpy and Hoppy catch altogether?

4. How many more fish did Jumpy catch than Tacky?

5. How many fish were caught in all? _____

How to Build a Snowman

Write how you build a snowman.



First, _____

Next, _____

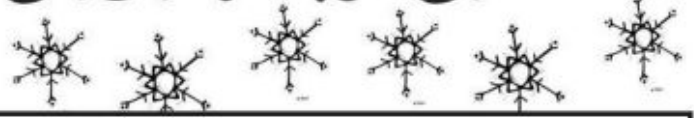
Then, _____

Finally, _____

Name _____

Silent as Snow

Add e to each word below. Write the new word.



can
kit

bit
plan

hop
cub

rob
tap

1. I _____ that it snows tonight.



2. You can _____ the rip on the page.

3. Can I have a _____ of your cake?

4. An ice _____ will melt in the sun.

5. I wore my _____ because I was cold.

6. It is windy outside, so let's fly a _____.

7. We flew on a _____.

8. I used a _____ when I hurt my leg.


Name _____



ABC Order



Put the words in each snowman into ABC order.

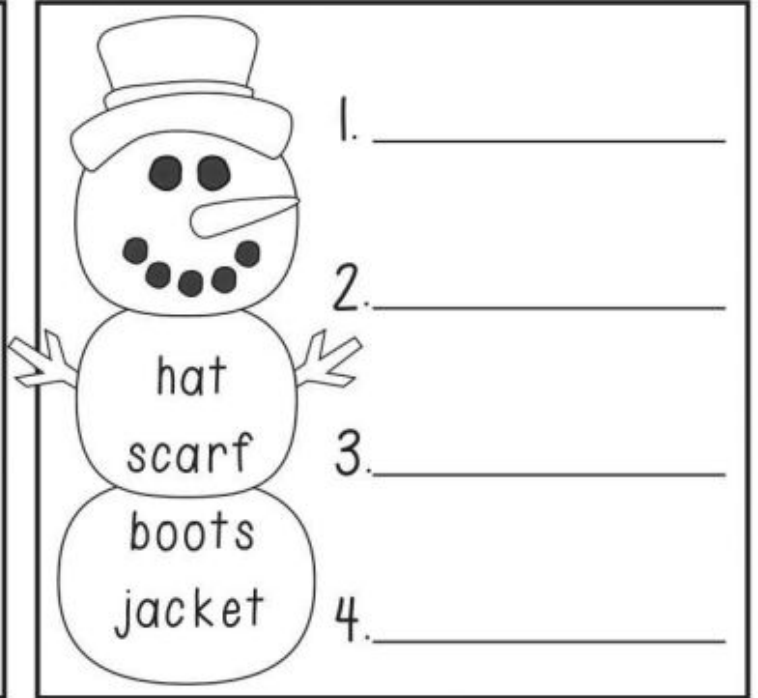


1. _____

2. _____

3. _____

4. _____

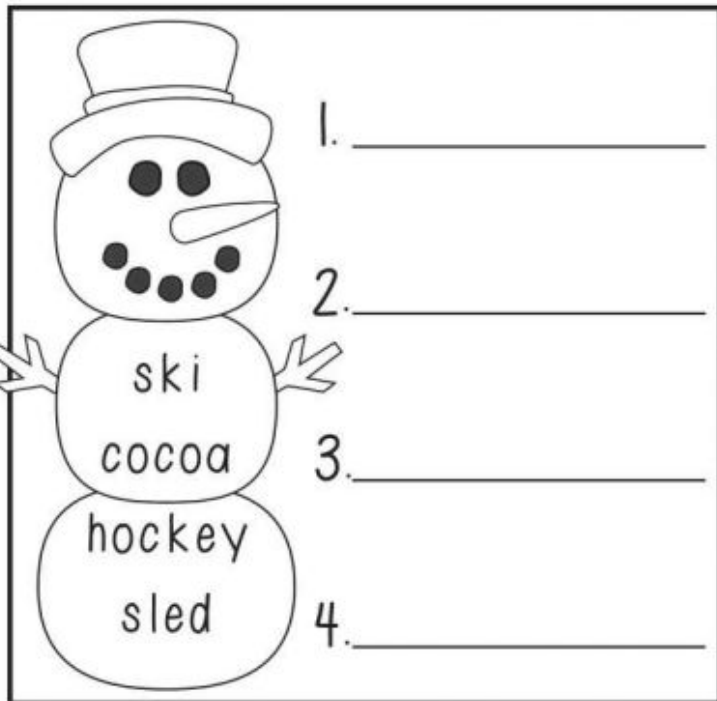


1. _____

2. _____

3. _____

4. _____




1. _____

2. _____

3. _____

4. _____



1. _____

2. _____

3. _____

4. _____

J A G S

- ~Read a book about something you are really interested in.
- ~When you are reading, pick a sentence on each page and find the noun, verb, and see if it has any adjectives.
- ~Card games-top it, making 10s solitaire, speed addition, garbage, etc.
- ~Help with household chores (fold laundry, empty the dishwasher, clean your room, etc.)

If you want more Physical Activities, here are some ideas:

A) Shovel snow. This may not be an option for some students, but if possible get outside and shovel or assist with shoveling. Shoveling is a great exercise and works a variety of muscles in your lower body, upper body, and your core. Remember to wear proper clothing to stay warm.

B) Play in the snow. Be a kid - get outside and enjoy the snow. Go for a walk, make snow angels, make a snowman, be creative but be active. What that looks like may vary from student to student, but ultimately as long as the student is safe and properly dressed, just play.

BBE DIGITAL/ e-LEARNING DAY

Choose at least **SIX boxes** to complete (more if you'd like!). Have an adult initial each box you have completed. Turn in all completed work, along with this sheet, to your teacher when you return to school.

Name: _____

E-Learning Day 3 First Grade Choice Board

J	A	G	S
<p>Read 2 of your RECENT decodable readers that we have sent home.</p>	<p>Put random amounts of coins in piles then count the money.</p>	<p>Make a list of words using the 'ar' spelling pattern. (ex. farm, alarm) Bonus: Illustrate your word list.</p>	<p>Complete the ABC's of winter. Write a winter word that starts with each letter of the alphabet.</p>
<p>Take out all face cards out of a playing deck. Flip a card over. Add one to the number, then subtract one from the number.</p>	<p>Count how many forks you have in your kitchen. Count how many spoons you have. Add those numbers together! Try this with other items in your home!</p>	<p>Using random objects (paper clips, blocks, pencils, cars, etc.) measure... - length of kitchen table - distance from chair to table - length of a book - height of a chair</p>	<p>Find a chore to complete to help your family. (taking care of a pet, cleaning a room, folding laundry, setting the table, etc.)</p>
<p>Draw and describe a winter activity you enjoy. Remember to use details!</p>	<p>Make a math problem and draw a picture to go with it.</p>	<p>Draw a photo of your room, a playground or your yard and label it by sounding out the items in your picture.</p>	<p>Make a list of words with the 'or' and 'ore' spelling pattern. (ex. storm, tore) Bonus: Illustrate your word list.</p>
<p>Play your favorite board or card game.</p>	<p>Find as many rhyming words as you can in a book.</p>	<p>Compare and contrast winter with another season.</p>	<p>Play "Guessing My 2-Digit Number." (attached)</p>

Name _____

ABC'S OF WINTER



A _____

N _____

B _____

O _____

C _____

P _____

D _____

Q _____

E _____

R _____

F _____

S _____

G _____

T _____

H _____

U _____

I _____

V _____

J _____

W _____

K _____

X _____

L _____

Y _____

M _____

Z _____



LESSON
5•1**Guessing My 2-Digit Number**

1. Think of a 2-digit number. Write it in a “secret” place.
2. Ask your partner to guess your number.
3. Record each guess.
4. Use an X to give clues about your number.

Guess	0 digits correct	1 digit correct	2 digits correct