

BBE DIGITAL/ e-LEARNING DAY

Choose at least **SIX boxes** to complete (more if you'd like!). Have an adult initial each box you have completed. Turn in all completed work, along with this sheet, to your teacher when you return to school.

Name: _____

**October 2023 First Grade
Choice Board**

J	A	G	S
Read 2 of your decodable readers that we have sent home.	<p>Write the house: Find 15 words around the house and copy them.</p> <p>Bonus: Can you read all of the words you wrote? Can you make sentences with these words?</p>	<p>In your house, write down the number of:</p> <p>pillows ____</p> <p>chairs ____</p> <p>TVs ____</p> <p>doors ____</p>	Draw a picture of your family and label it.
<p>Count!</p> <p>By 10s to 150</p> <p>By 5s to 100</p> <p>By 2s to 40</p> <p>Backwards starting with 20</p> <p>Bonus: Can you write all of these too?</p>	Build the tallest tower you can out of toys you have (legos, blocks, etc.).	Draw a picture of your favorite thing to do in the fall. Add a sentence/story to go with it as a bonus!	Find a chore to complete to help your family. (cleaning a room, folding laundry, setting the table, etc.)
Complete the outdoor scavenger hunt.	Complete 1 of the reading comprehension sheets that were sent home.	<p>Read a story to your sister, brother, stuffed animal... anyone!</p> <p>Bonus: Can you find all of the nouns in the story?</p>	Complete 1 of the math sheets that were sent home.
Help a family member make a meal or snack.	<p>Write down all of the tens facts and turn around facts.</p> <p>(ex. $0+10=10$, $10+0=10$)</p>	Play a reading game that was sent home.	Complete 1 of the math games that were sent home.

FALL SCAVENGER HUNT

☐

PINECONE

☐

BUG

☐

SQUIRREL

☐

CROW

☐

PUMPKIN

☐

ACORN

☐

RED LEAF

☐

APPLE

☐

ORANGE LEAF

☐

MUSHROOM

☐

YELLOW LEAF

☐

FLOWER

☐

GREEN LEAF

☐

SPIDER WEB

☐

BEE

☐

CLOUD

☐

TWIG

☐

SCARECROW



Rolling for 50

Materials:

- ★ 2 players
- ★ 1 die
- ★ A marker for each player

Directions:

Take turns.

1. Put both markers on 0
2. Player 1 roll the die. Look in the table to see how many spaces to move.
3. The first player to reach 50 wins.

Roll	Spaces
1	3 more
2	2 less
3	5 more
4	6 less
5	8 more
6	10 more

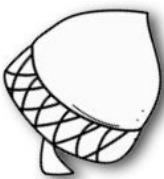
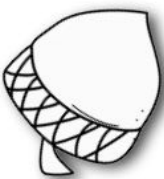
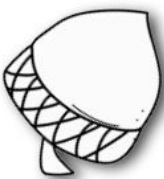
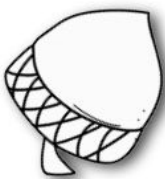
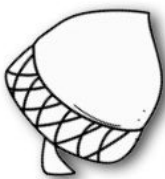
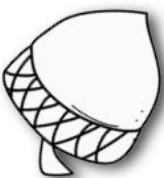
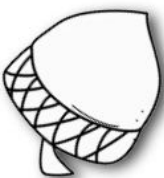
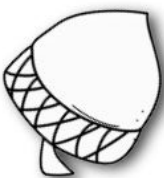
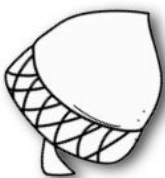
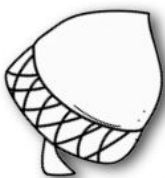
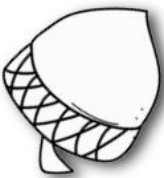
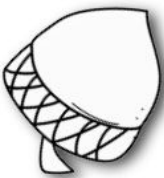
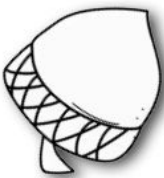
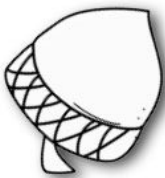
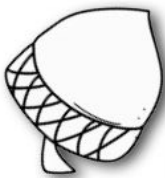
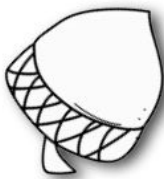
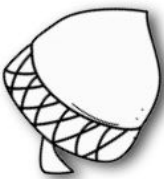
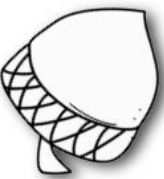
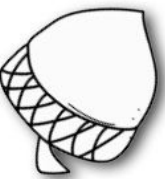
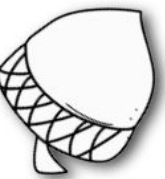
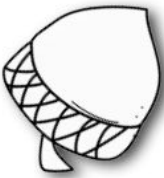
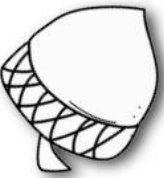
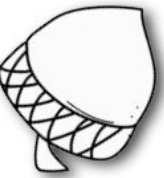
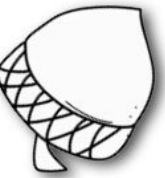
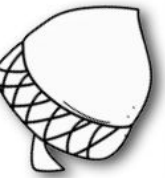
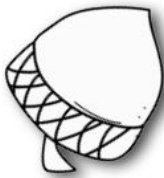
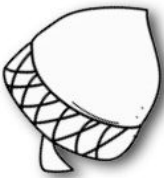
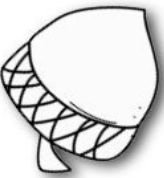
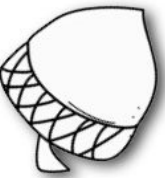
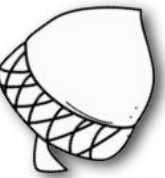
Start →

									0
1	2	3	4	5	6	7	8	9	10
11	12	13	14	15	16	17	18	19	20
21	22	23	24	25	26	27	28	29	30
31	32	33	34	35	36	37	38	39	40
41	42	43	44	45	46	47	48	49	50
51	52	53	54	55	56	57	58	59	60



Autumn Acorn Roll and Graph

Directions: Play with a friend. On your turn, roll one die. Color 1 acorn for the number you rolled. The first person to color all 5 of the same number wins!








5

4

3

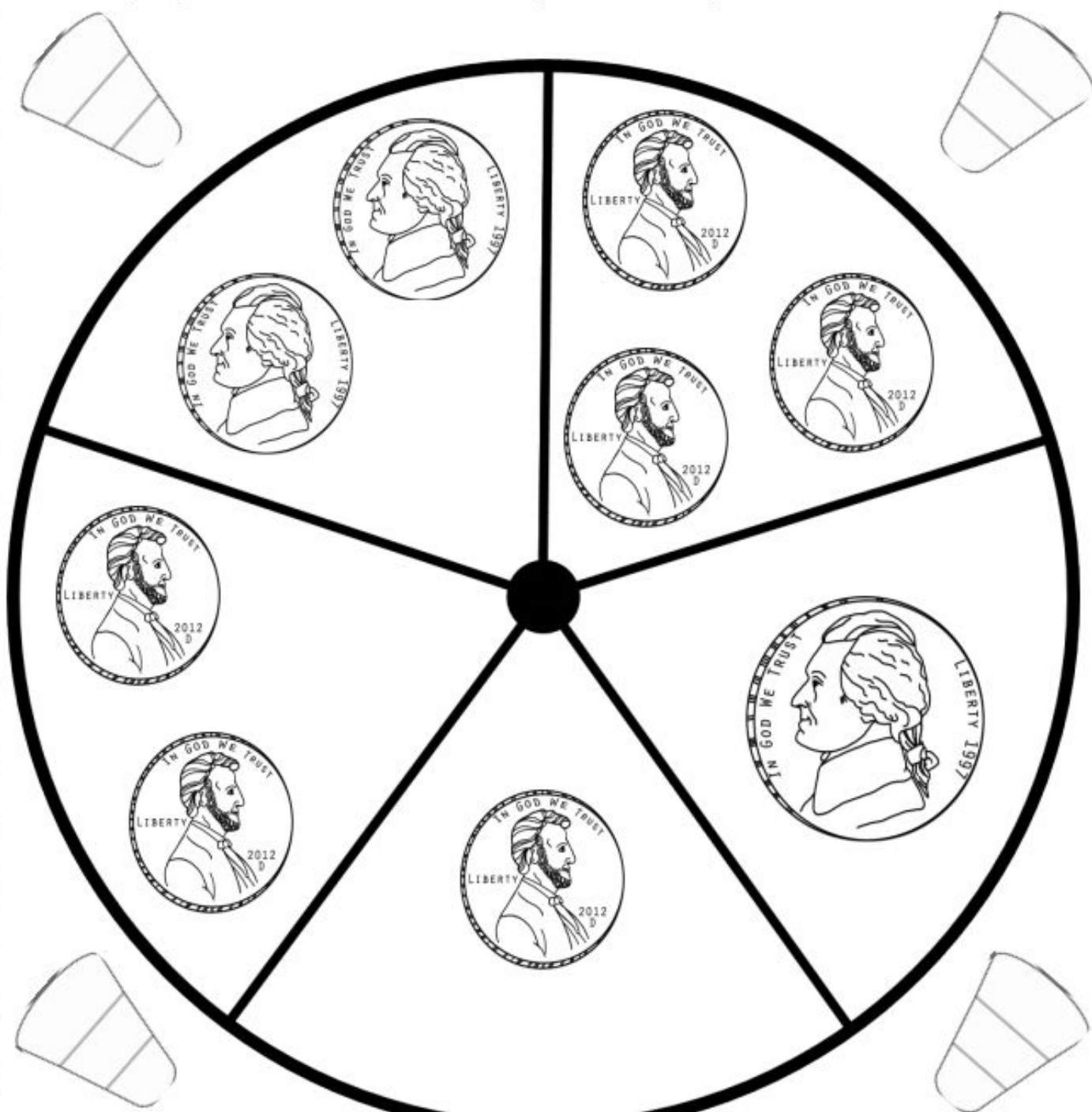
2

1



Candy Corn Coins

Place 20 nickels and 20 pennies in a pile. Take turns using a paperclip to spin. Each player will take the amount of money on the spinner using the coins from the pile. Each player will spin 10 times. The player with the most money after 10 spins, is the winner.



Name: _____

Before and After



Before	Number	After
8	9	10
	14	
	18	
	20	
	24	
	28	
	30	
	33	
	40	
	45	



Name: _____

Directions: Show tally marks for each number.




Let's Tally!

Example: 5	
13	
19	
24	
26	

Directions: Count the leaves on the trees and show tally marks for each number.










Name: _____



October Edition

Reading Comprehension

Read and answer the comprehension questions:



Emma's Pumpkin



Vern gave Emma a pumpkin.
Emma set her pumpkin on the porch.
She put it next to a big bowl of candy.
She is going to carve her pumpkin after lunch.

1. Who gave Emma a pumpkin?

Read 3 times & Color



2. Where did she put her pumpkin?

3. She will carve her pumpkin after...

Illustrate the Story:



I read this to my friend:


Name: _____



October Edition

Reading Comprehension

Read and answer the comprehension questions:



Acorn Hunt



Jill and Peg are on the hunt for acorns. Jill finds six acorns and puts them in her pocket. Peg finds two and puts them in a pink bag.

Read 3 times & Color



1. The girls are looking for...

Illustrate the Story:



2. Who found six acorns?



3. Peg put her acorns in a ...



I read this to my friend:

Spider Spin word

Directions: Spin and make a word. Write it as silly or real.



A	Real	Silly
1	t_g	t_g
2	m_n	m_n
3	w_b	w_b
4	b_d	b_d
5	d_p	d_p

B	Real	Silly
1	l_g	l_g
2	g_m	g_m
3	r_g	r_g
4	l_d	l_d
5	d_g	d_g



Boo! Blends!

crab

drip

sad

Finish

Start



Back to Start

slap

Roll a die to see how far to move. If you land on a word with a beginning consonant blend, read the word and stay on that word. If you do NOT land on a word with a beginning consonant blend, read the word, then move back 2 spaces. IF you land on a monster, go back to start.

glad

clap



Back to Start

trap

mud

bad

tree

plan

grass

brag

flag

trip

sit

plug

grab

hot



Back to Start

stop

bed

