

## BBE School Readiness Choice Board, Day 1






**E-Learning Day (Emergency day, not a scheduled online digital day)**




**This is optional for your student. NOT REQUIRED!!!**

**Directions:** Select three options from the board. Place a check in the boxes you completed and sign the bottom of the form. Please return this sheet along with any pictures when you go back to school.

Questions: [tvoss@bbejaguars.org](mailto:tvoss@bbejaguars.org), [mwinter@bbejaguars.org](mailto:mwinter@bbejaguars.org) or 320-254-8211 ext 1307, 1302

Available from 10 am-3pm

Reading and Writing	Math & Science	Social/Emotional	Create
<p><b>1. Name:</b> Practice writing your name on a piece of paper or white board. Say each letter when your name is written.</p>  <p><b>Focus skills:</b> Writes own name, and words about things that interest them. Uses letters or letter-like symbols to communicate information.</p> <p><b>2. Draw your favorite shape and color it your favorite color.</b></p>  <p><b>Focus skills:</b> Recognizes and creates shapes that have symmetry.</p>	<p><b>1. Does it sink or float?</b> Fill a bowl with water. Find items around your house and count how many items can float.</p>  <p><b>Focus skills:</b> Investigates, explores, and makes observations.</p> <p><b>2. Sorting:</b> Sort your toys by color at home. Blue toys in one pile and orange toys in another pile, and so on. Count the piles.</p>  <p><b>Focus skills:</b> Demonstrates and uses one to one counting. Says numbers to at least 20. Says or shows attributes used for</p>	<p><b>1. Mirror mimic:</b> Two people face each other and let one person lead (any action). Mimic the leading person as if you were looking into a mirror.</p> <p><b>Focus Skills:</b> Wait time while directing attention and following visual cues.</p> <p><b>2. Play with your sibling or caregiver.</b> First you choose the game to play and then they choose the game to play: hide and seek, a card game, cars, etc.</p> <p><b>Focus Skills:</b> Shows ability to initiate and engage in positive interactions with peers and adults. Negotiates and shares with other children during play. Compares self to siblings and sees similarities and differences.</p>	<p><b>1. Shadows-</b> Drape a sheet across 2 chairs and put a lamp shining through the sheet. Children cut out a large paper to make a monster. They experiment with their monster's shadow. Can I add things to change its shape? Does it get bigger or smaller as I get close to the light? Can I combine shadows with two monsters? Let your child experiment.</p>  <p><b>Focus Skills:</b> Vocabulary (lamp, light, shine, outline, shape, move, direction). Expresses curiosity and makes predictions. Changes plans to change the outcome.</p>

	sorting and sorts objects.		
<p>1. <b>Magic letter writing:</b> Kids write letters firmly on a white piece of paper. Then they use water color to paint over them. When it is dry they identify the names and sounds of the letters they wrote to an adult.</p>  <p>Focus skills: Develops awareness of the sounds of English.</p> <p>2. Let your child pick out their <b>favorite story</b> with a plot. Read to them. After reading, ask: What happened in the beginning? What happened in the middle? What happened at the end? Did the main character have a problem?</p> <p>Focus skills: Retells familiar stories using the book as a guide.</p>	<p><b>Baking:</b> Bake something with your caregiver or parent. Help take out all the ingredients and tools needed and let the child pour the ingredients in the bowl. Take a picture and send it to your teacher.</p>  <p>Focus skills: Beginning understanding of measurement.</p>	<p>1. <b>Practice wait time:</b> Give your child a word or 3 word sentence. Then count to 10 and ask your child to repeat the word or phrase you gave them. Additional suggestions: wait to eat until the whole family has food and is seated. If you are talking to someone else, have your child wait until you are finished to address their concern.</p> <p>Focus skills: wait time, patience, and memory</p> <p><b>Play outside:</b> Play in the snow, go sledding, or roll balls of snow that make a snowman.</p>  <p>Focus skill: Dresses with near independence. Builds connections through play and conversation.</p>	<p>1. <b>Draw a picture of themselves.</b> Encourage them to use different colors and have all the body parts by asking what does your body look like? Are you wearing clothes? Where is your hair/eyes/feet/hands? Then ask them where they are-are you inside or outside and ask them to draw a background. They can bring it to school to share with the class.</p> <p>Focus skills: Responds to Wh questions. Uses increasingly specific and precise words to name objects and their features and functions. Uses pictures to communicate ideas.</p> <p>2. <b>Create a snowman</b> with three paper plates or pieces of paper in the shape of a circle. Decorate your snowman.</p> <p>Focus skill: Creates their own artistic patterns. Uses words or pictures to describe a simple pattern.</p>

Caregiver Signature

Date