

BBE DIGITAL/ e-LEARNING DAY

Choose at least **SIX boxes** to complete (more if you'd like!). Have an adult initial each box you have completed. Turn in all completed work, along with this sheet, to your teacher when you return to school.

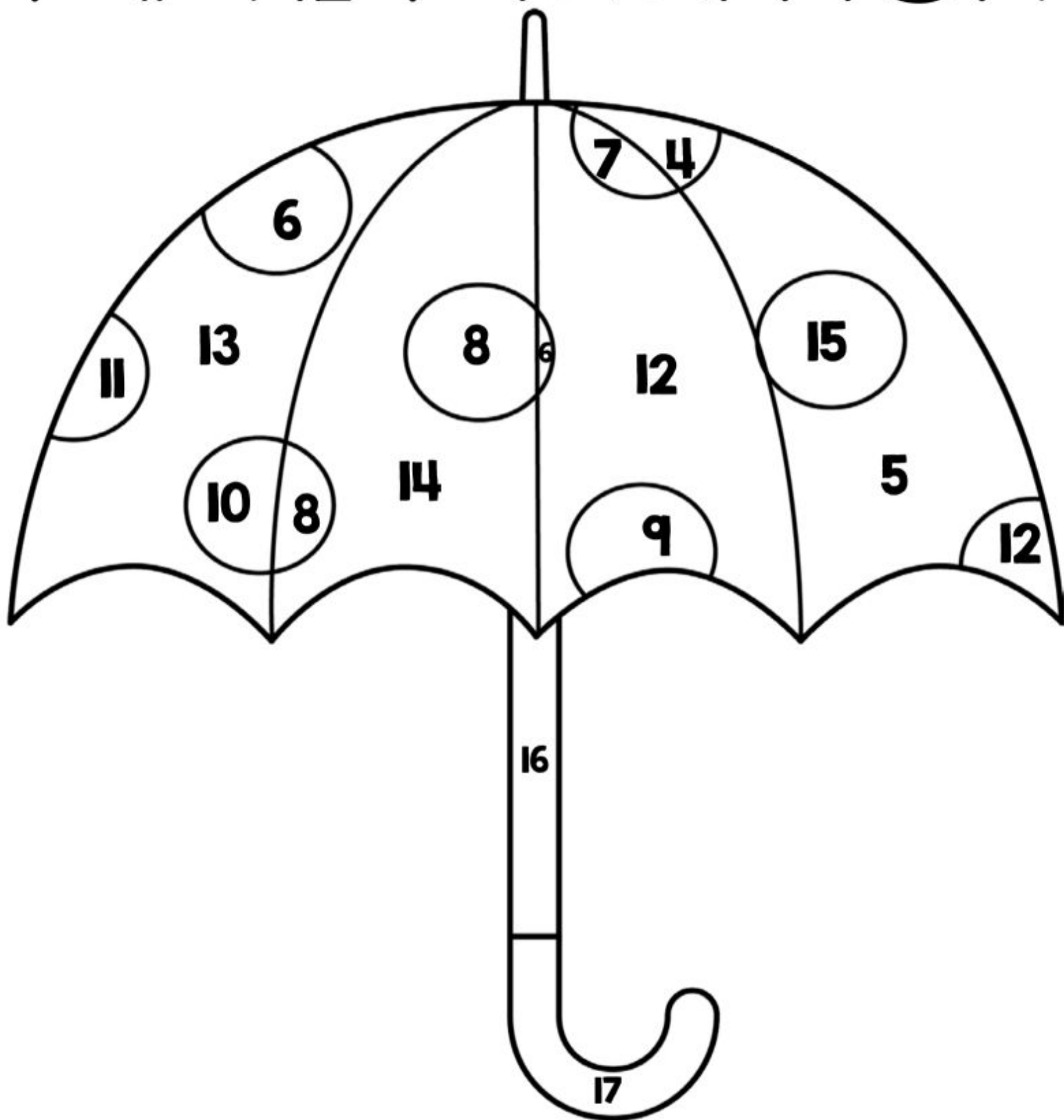
Name: _____

**April E-Learning
First Grade Choice Board**

J	A	G	S
<p>Read 2 of your RECENT decodable readers that we have sent home.</p>	<p>Put random amounts of coins in piles then count the money. Make sure to include quarters</p>	<p>Read a book you have at home. When you are reading, pick a sentence on each page and find the noun, verb, and see if it has any adjectives.</p>	<p>Play a card game. (Top it, garbage, speed, etc.)</p>
<p>Take out all face cards out of a playing deck. Flip a card over. Add one to the number, then subtract one from the number.</p>	<p>Complete one of the math worksheets (attached)</p>	<p>Using random objects (paper clips, blocks, pencils, cars, etc.) measure... - length of kitchen table - distance from chair to table - length of a book - height of a chair</p>	<p>Find a chore to complete to help your family. (taking care of a pet, cleaning a room, folding laundry, setting the table, etc.)</p>
<p>Draw a self-portrait. Write down all the characteristics that make you a good citizen or classmate!</p>	<p>Complete a math game (attached)</p>	<p>Draw a photo of your room, a playground or your yard and label it by sounding out the items in your picture.</p>	<p>Complete one of the reading worksheets (attached)</p>
<p>Play your favorite board or card game.</p>	<p>Find as many rhyming words as you can in a book.</p>	<p>Compare and contrast winter and spring. Include the weather, clothing, things you can do outside, and anything else you can think of!</p>	<p>Go on an ABC hunt. Find an item in your living space that starts with each letter of the alphabet, like an apple for a, brush for b, couch for c & so on.</p>

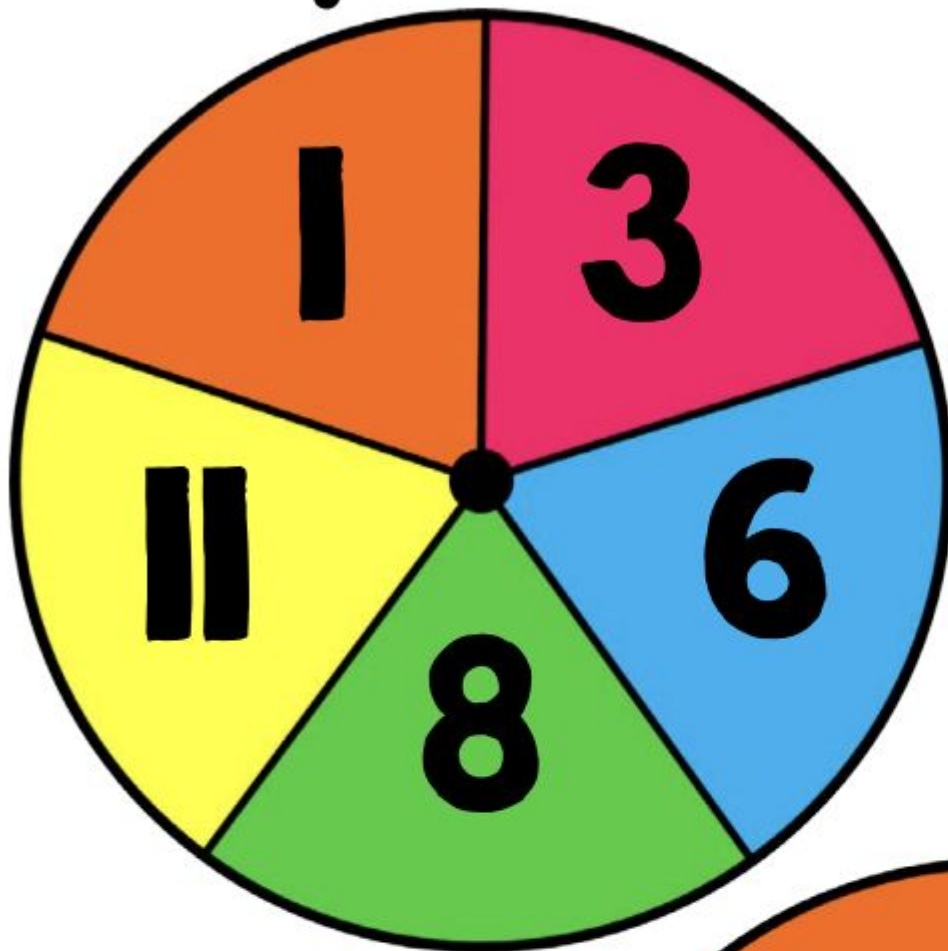
April Addition

Math Game



Partners will take turns rolling three dice and adding the numbers together. Each player will color the number that matches his/her sum on their own picture. The first person to color in the entire picture is the winner.

Spin a Time

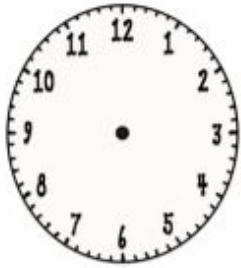


Players will take turns using a paperclip to spin on each spinner. Then the player will draw the hands on the corresponding clock on their recording sheet. If players spin a time that has already been filled in, they lose their turn. The first person to fill in their recording sheet completely is the winner.




Spin a Time


Draw the hands on the corresponding clock below.




1:00




1:15



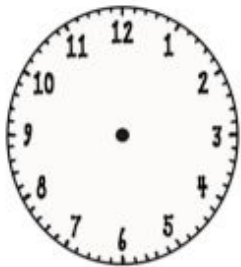
1:30



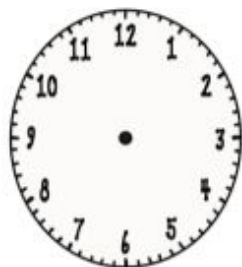
1:45



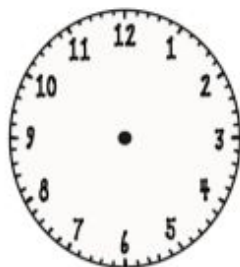
3:00




3:15



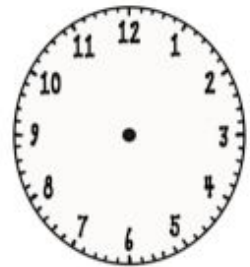
3:30



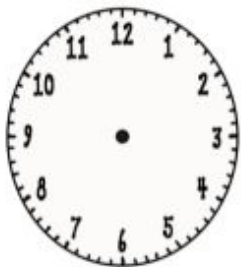
3:45




6:00




6:15



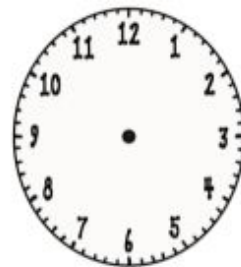
6:30



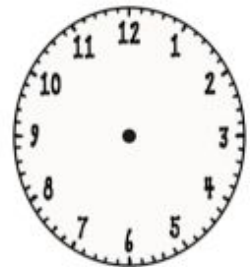
6:45



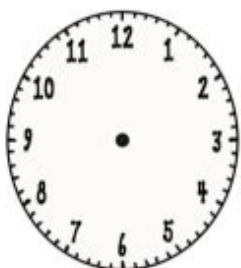
8:00




8:15




8:30



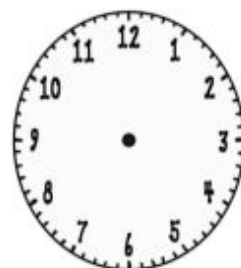
8:45



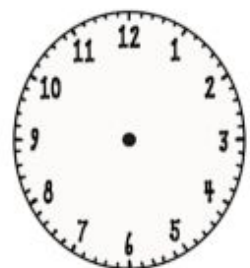
11:00



11:15



11:30



11:45

LESSON
5•3

Completing Number Models



Write numbers that make these number sentences true.

1. $164 > \underline{\hspace{2cm}}$

2. $\underline{\hspace{2cm}} < 105$

3. $76 = \underline{\hspace{2cm}}$

4. $132 < \underline{\hspace{2cm}}$

5. $\underline{\hspace{2cm}} < 97$

6. $116 > \underline{\hspace{2cm}}$

7. $\underline{\hspace{2cm}} > 127$

8. $\underline{\hspace{2cm}} = 85$

9. $146 > \underline{\hspace{2cm}}$

10. $100 > \underline{\hspace{2cm}}$

Make your own.

11. $\underline{\hspace{2cm}} < \underline{\hspace{2cm}}$

12. $\underline{\hspace{2cm}} > \underline{\hspace{2cm}}$

13. $\underline{\hspace{2cm}} = \underline{\hspace{2cm}}$

Try This

Write $<$, $>$, or $=$.

14. $20 + 15 \underline{\hspace{1cm}} 30 + 25$

15. $67 \underline{\hspace{1cm}} 53 + 14$

16. $40 + 12 \underline{\hspace{1cm}} 30 + 11$

17. $90 \underline{\hspace{1cm}} 30 + 15$

18. $37 \underline{\hspace{1cm}} 17 + 20$

19. $77 \underline{\hspace{1cm}} 40 + 45$

Name _____

10 Less and 10 More

Directions: Look at the number at the top of each cloud. Write 10 less on the left and 10 more on the right. The first one has been done for you.



65 55 75	72	56	33
90	12	43	50
87	39	61	92
77	48	26	52
69	89	75	30

Name: _____

Buggy for Math

Directions: Apply the rule at the top of each jar to the numbers on the left.

Write the answers on the right. The first one has been done for you.

12	7
7	
19	
10	
16	

7	
12	
5	
10	
9	

15	
10	
5	
9	
14	

9	
5	
10	
3	
8	

18	
9	
17	
20	
15	


Name _____




Spring TIME!




Directions: Show or write the time for each clock.



show 1:30



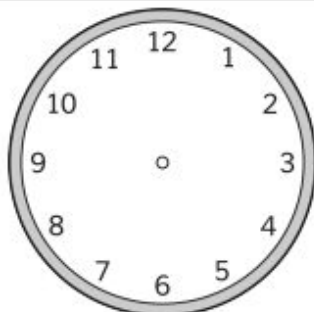
____:____




show 4:30




____:____




show 5:30



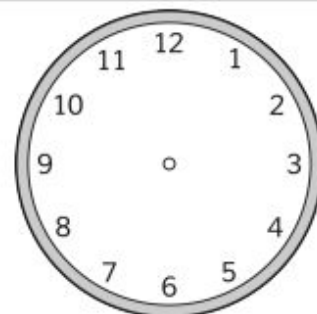
____:____




show 7:30




____:____




show 8:30



____:____



show 9:30



____:____

Name _____ Date _____

Double Digit Addition!

No Regrouping

Direction: Solve the problems.
Remember to add the ones first!



$$\begin{array}{r} 1. \quad 23 \\ + 50 \\ \hline \end{array}$$

$$\begin{array}{r} 2. \quad 73 \\ + 14 \\ \hline \end{array}$$

$$\begin{array}{r} 3. \quad 40 \\ + 55 \\ \hline \end{array}$$

$$\begin{array}{r} 4. \quad 24 \\ + 54 \\ \hline \end{array}$$

$$\begin{array}{r} 5. \quad 62 \\ + 16 \\ \hline \end{array}$$

$$\begin{array}{r} 6. \quad 18 \\ + 30 \\ \hline \end{array}$$

$$\begin{array}{r} 7. \quad 28 \\ + 11 \\ \hline \end{array}$$

$$\begin{array}{r} 8. \quad 25 \\ + 10 \\ \hline \end{array}$$

$$\begin{array}{r} 9. \quad 45 \\ + 54 \\ \hline \end{array}$$

$$\begin{array}{r} 10. \quad 10 \\ + 70 \\ \hline \end{array}$$

$$\begin{array}{r} 11. \quad 30 \\ + 5 \\ \hline \end{array}$$

$$\begin{array}{r} 12. \quad 43 \\ + 22 \\ \hline \end{array}$$

$$\begin{array}{r} 13. \quad 36 \\ + 43 \\ \hline \end{array}$$

$$\begin{array}{r} 14. \quad 13 \\ + 31 \\ \hline \end{array}$$

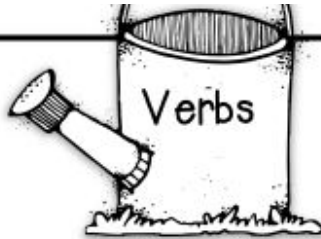

$$\begin{array}{r} 15. \quad 25 \\ + 33 \\ \hline \end{array}$$

$$\begin{array}{r} 16. \quad 73 \\ + 15 \\ \hline \end{array}$$

Name: _____

Spring into Nouns, Verbs and Adjectives!

Directions: Read each word and write it in the correct column.




flower	run	rainy	fly	cloud
pretty	grow	duck	wet	jump
kite	sunny	skip	windy	butterfly

Name _____

Hopping Homophones!

Directions: Read the words and find the ones that sound the same, but have a different meaning. Write the two words in the same book (on opposite pages) and then draw a picture for each word.



sea

son

won

toe

write

hare

right

one

hair

four

sun

ate

see



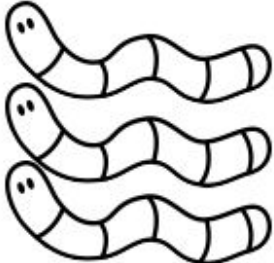






eight

for

Name _____

Plural and Singular Nouns

Directions: Circle the correct noun for each picture. Write the word on the line.

 <p>bug bugs</p>	 <p>jar jars</p>	 <p>worm worms</p>
 <p>boy boys</p>	 <p>girl girls</p>	 <p>spider spiders</p>
 <p>cloud clouds</p>	 <p>rainbow rainbows</p>	 <p>umbrella umbrellas</p>

Directions: Write two sentences using either a singular or plural noun.

1.

2.

NAME: _____

DATE: _____

Punctuation Marks 1

Directions: Read the sentences below. Fill in the circle next to the correct sentence.

1. Which sentence is correct?
 A. The flower is yellow?
 B. Can he run fast?
 C. Did he eat pizza.
2. Which sentence is correct?
 A. Who went to the movies.
 B. Wow!
 C. Can she ride her bike.
3. Which sentence is correct?
 A. I like to skate.
 B. Did you see him!
 C. Where do you live.
4. Which sentence is correct?
 A. My cat ate her food?
 B. Why did she laugh!
 C. Who cuts your hair?
5. Which sentence is correct?
 A. My garden is huge.
 B. The drink is cold?
 C. We went to the beach?
6. Which sentence is correct?
 A. What is for lunch!
 B. Where did they go?
 C. That is cool?
7. Which sentence is correct?
 A. The grass is green?
 B. My favorite color is red?
 C. She ate an apple.
8. Which sentence is correct?
 A. That is awesome!
 B. Where is the beach.
 C. Did you like the food!