

# BBE DIGITAL/ e-LEARNING DAY

Choose at least **SIX boxes** to complete (more if you'd like!). Have an adult initial each box you have completed. Turn in all completed work, along with this sheet, to your teacher when you return to school. All choice boards must be turned in by **Monday, December 22nd.**

Name: \_\_\_\_\_

## December 2025 First Grade Choice Board







J	A	G	S
Complete 1 (or more) of the <b>math sheets</b> that are attached.	Complete the "Santa's Vowels" worksheet.	Play a card game: <ul style="list-style-type: none"> <li>- Top-It</li> <li>- Making 10s Solitaire</li> <li>- Speed Addition</li> <li>- Garbage</li> </ul>	Complete 1 of the <b>math games</b> that are attached.
Play a <b>reading game</b> that is attached.	Complete 1 (or more) of the <b>reading comprehension</b> sheets that were sent home.	With a sister, brother, friend, parent, anyone you can grab... choose 5 exercises and do them together.	Find a chore to complete to help your family. (cleaning a room, folding laundry, setting the table, etc.)
Complete the outdoor scavenger hunt.	Read 2 of your recent decodable readers that we have sent home.	Read a story to your sister, brother, stuffed animal... anyone! <b>Bonus:</b> Can you find all of the nouns and verbs in each page?	Draw a picture of your favorite thing to do in the winter. Add a story to go with it as a bonus!
Help a family member make a meal or snack.	Set a timer for 2 minutes and write down as many addition facts as you can before the timer goes off.	Make a fort out of blankets. Maybe you can read some books in your fort!	Write down the ages of everyone in your family. Then figure out what is one more, one less, 10 more, and 10 less than each of their ages.



# Holiday Long Vowels

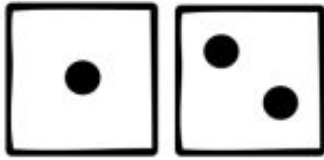
Students will roll a die and move to the next word with the corresponding long vowel. If the student cannot read the word, they must return to their starting word.

1 = a    2 = e    3 = i    4 = o    5 = u    6 = Lose a Turn


Finish				Start	
bite		tune		bone	
leaf		name		pine	
cape	read	feed			
rule	fine	lake			
hope	cone	cube			
hide	fume	robe			
peek	late	ride		week	
					
					

# Parts of Speech


Players will take turns rolling the die and coloring in a corresponding part of speech. The first player to get all of their words colored in is the WINNER!



**Noun**



**Verb**




**Adjective**



# Long Vowel Lights

Players will take turns spinning with a paperclip and coloring in a word with that long vowel on their recording sheet. The first person to color in their entire sheet is the winner.



# Long Vowel Lights

make

kite

rope

neat

bike

hope

need

cube

cane

rule

cake

week

mile

bone

tube

lake

flute

shade

heat

ride

cone

lime

pole

mean

late

see

five

home

cape

blue

Name \_\_\_\_\_

# Santa's Vowels



Directions: Help Santa find and color the vowels.

Color the long vowel words green. Color the short vowel words red.

hot	gate	sock	vet	high	lake
play	bell	tune	desk	vase	must
drag	leaf	flip	sail	frog	shine
goat	mask	note	bump	need	thin

Directions: Write three sentences using the vowels from the list above.



1.

2.

3.



Name: \_\_\_\_\_



Christmas Edition



# Reading Comprehension

Read and answer the comprehension questions:

## A Christmas Pet



Sam wants a pet for Christmas. He wants a little brown cat. He is going to name his pet Dash. Sam will play with Dash all day!

1. Who wants a pet?

\_\_\_\_\_  
\_\_\_\_\_  
\_\_\_\_\_



2. What will he name his pet?

\_\_\_\_\_  
\_\_\_\_\_  
\_\_\_\_\_

3. What color pet does he want?

\_\_\_\_\_  
\_\_\_\_\_  
\_\_\_\_\_

Illustrate the Story:





Name: \_\_\_\_\_



Christmas Edition



# Reading Comprehension

Read and answer the comprehension questions:



## Pat's Gift

Pat has a gift to give his friend Tad. He has a toy truck. He puts the truck in a big blue box with a green bow on top!

1. Who got a gift from Pat?

\_\_\_\_\_  
\_\_\_\_\_  
\_\_\_\_\_



2. What is inside the box?

\_\_\_\_\_  
\_\_\_\_\_  
\_\_\_\_\_

3. What color is the bow?

\_\_\_\_\_  
\_\_\_\_\_  
\_\_\_\_\_

Illustrate the Story:



# WINTER NATURE

## SCAVENGER HUNT



Evergreen Tree



snow



acorn



pine cone



Nest



winter berries



3 different leaf  
shapes



Something see-  
through



animal tracks



squirrel



moss



Something  
sparkly



bird



bare tree



Something  
rough



brown leaf



Animal  
Burrow



feather



Something cold







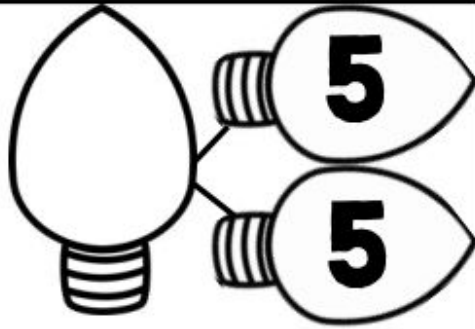










something  
heart-shaped

Name \_\_\_\_\_

# Light up the Number Bonds

Directions: Complete the number bonds.


BONUS: color the odd lights red and the even lights green.

 10      3	 6      6	 14           8
 13      8	 5      5	 9           6
 15      10	 7      7	 11           2
 17      9	 9      9	 8           8
 14      3	 8      8	 10           4

Name \_\_\_\_\_

# Word Problems

Directions: Solve the word problems below.  
Show your work in the box and write an equation.



## Ornaments

John wanted to decorate the tree. He put up 7 ornaments on Monday and 11 on Tuesday. How many ornaments did he hang?

Show your work.

Solve it.

$$\underline{\quad} \bigcirc \underline{\quad} = \underline{\quad}$$



## Cookies

Susie made cookies. She made 18 cookies. Sally ate 6 of the cookies. How many cookies does she have left?

Show your work.

Solve it.

$$\underline{\quad} \bigcirc \underline{\quad} = \underline{\quad}$$



## Presents

Mother wrapped 7 presents for John and 6 presents for Max. How many did she wrap in all?

Show your work.

Solve it.

$$\underline{\quad} \bigcirc \underline{\quad} = \underline{\quad}$$



## Hot Cocoa

There were 14 marshmallows in the cup. Scott ate 6 marshmallows. How many are left?

Show your work.


Solve it.

$$\underline{\quad} \bigcirc \underline{\quad} = \underline{\quad}$$




Name \_\_\_\_\_

# What TIME is it?




**Directions:** Write the hands on the clock to show the correct time.


3:30




10:30




1:30




5:30



2:30




8:30




12:30




7:30




4:30



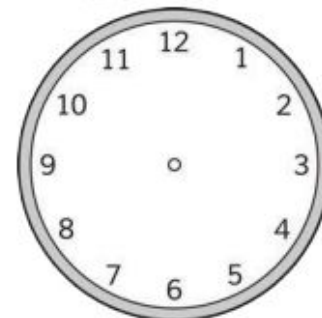
6:30



9:30



11:30




Name \_\_\_\_\_

# Toy Store Shopping

Directions: Answer the questions below.

Bonus: On the back of this paper, make a bar graph to show the number of each item in the toy store.




1. If the drums are 5 cents each, how much would you pay for all of the drums? \_\_\_\_\_ ¢
2. If the teddy bears are 10 cents each, how much would you pay for all of the teddy bears? \_\_\_\_\_ ¢
3. If the trains are 8 cents each, how much would you pay for all of the trains? \_\_\_\_\_ ¢
4. If the ducks are 9 cents each, how much would you pay for both of the ducks? \_\_\_\_\_ ¢
5. If the toy soldiers are 7 cents each, how much would you pay for two ? \_\_\_\_\_ ¢

Name \_\_\_\_\_

# Fact Families!


Directions: Complete each fact family.




$$\begin{array}{rcl} \_ + \_ & = & \_ \\ \_ + \_ & = & \_ \\ \_ - \_ & = & \_ \\ \_ - \_ & = & \_ \end{array}$$




$$\begin{array}{rcl} \_ + \_ & = & \_ \\ \_ + \_ & = & \_ \\ \_ - \_ & = & \_ \\ \_ - \_ & = & \_ \end{array}$$



$$\begin{array}{rcl} \_ + \_ & = & \_ \\ \_ + \_ & = & \_ \\ \_ - \_ & = & \_ \\ \_ - \_ & = & \_ \end{array}$$



$$\begin{array}{rcl} \_ + \_ & = & \_ \\ \_ + \_ & = & \_ \\ \_ - \_ & = & \_ \\ \_ - \_ & = & \_ \end{array}$$



$$\begin{array}{rcl} \_ + \_ & = & \_ \\ \_ + \_ & = & \_ \\ \_ - \_ & = & \_ \\ \_ - \_ & = & \_ \end{array}$$



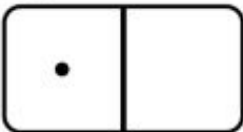
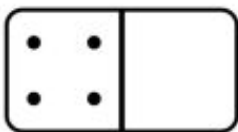
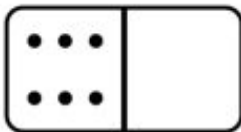
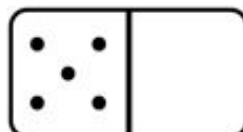
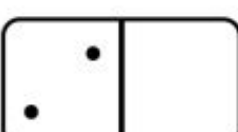
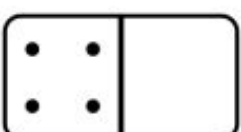
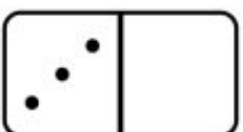
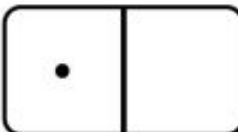
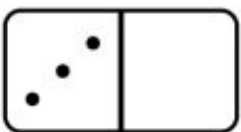
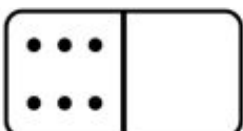
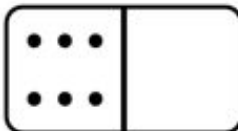
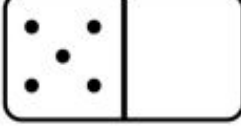
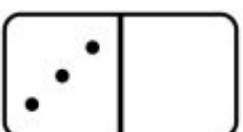
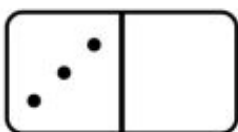
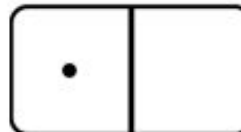
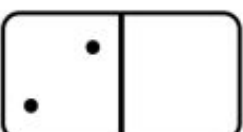
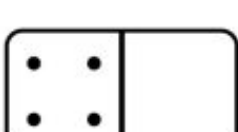
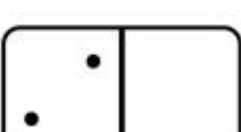
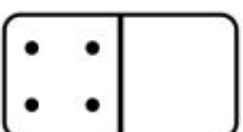
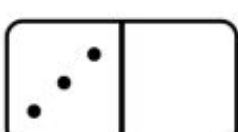
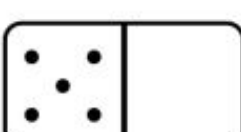
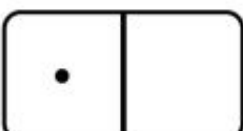
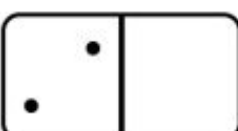
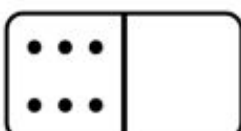
$$\begin{array}{rcl} \_ + \_ & = & \_ \\ \_ + \_ & = & \_ \\ \_ - \_ & = & \_ \\ \_ - \_ & = & \_ \end{array}$$



# December Dominoes

Players will take turns rolling the die and finding a domino that is missing that number of dots to make the total. If a player rolls the die and there are no more dominoes to fill in with that number, he/she loses the turn. The first player to fill in all the dominoes is the winner.



 <b>7</b>	 <b>5</b>	 <b>7</b>
 <b>11</b>	 <b>3</b>	 <b>6</b>
 <b>4</b>	 <b>4</b>	 <b>5</b>
 <b>8</b>	 <b>9</b>	 <b>8</b>
 <b>6</b>	 <b>7</b>	 <b>5</b>
 <b>7</b>	 <b>9</b>	 <b>7</b>
 <b>8</b>	 <b>6</b>	 <b>11</b>
 <b>6</b>	 <b>5</b>	 <b>12</b>



Name \_\_\_\_\_

[illegible]